

## Pledge

### *Texas Hill Country Night Sky Co-Op*

**Whereas**, the Texas Hill Country is widely acknowledged for its scenic beauty, diverse ecosystems, and rich cultural heritage; and

**Whereas**, the starry nighttime sky above the Hill Country is a rich natural resource to be enjoyed by all Hill Country residents and visitors alike; and

**Whereas**, the Hill Country night skies, long treasured by our predecessors, are threatened by ever increasing numbers of outdoor lighting fixtures that shine up into the sky rather than exclusively downward, thus contributing to light pollution and a continuing degradation of the nighttime skies; and

**Whereas**, without the cooperative efforts of Hill Country residents, businesses, and governmental entities, the stars gracing the Hill Country's nighttime skies will grow ever dimmer, even to the point of disappearance.

**I (we) do hereby promise to protect and preserve the treasured natural wonder that is the Hill Country's starry nighttime skies by practicing sound outdoor lighting management with the goal of reducing or eliminating light escaping over the horizon from outdoor light fixtures on my property.**

By voluntarily pledging to be respectful of the Hill Country's nighttime sky, I am (we are) joining other Hill Country residents, land owners, businesses, and governmental entities, large and small, in helping preserve this treasured natural resource.

Signed: \_\_\_\_\_ Date: \_\_\_\_\_

Hill Country Night Sky Co-Op Founding Members:

The Preserve at Walnut Springs, Blanco County; Selah/Bamberger Ranch, Blanco County; LBJ National Historical Park, Blanco and Gillespie County; Reese River Ranch, Blanco County; Garrison Brothers Distillery, Blanco County; Double H Ranch, Blanco County; The Hershey Ranch, Gillespie County; Native American Seed, Kimble County; Red Corral Ranch, Hays County



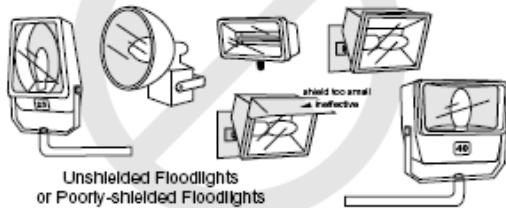
Learn more about Hill Country efforts to protect our starry skies at [www.hillcountrynightskies.org](http://www.hillcountrynightskies.org) and/or [www.hillcountrynightskycoop.org](http://www.hillcountrynightskycoop.org), both hosted by the Hill Country Alliance [www.hillcountryalliance.org](http://www.hillcountryalliance.org)

# Better Lights for Better Nights

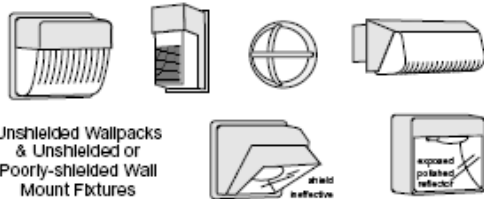
Help eliminate light pollution. Select the best fixture for your application using this guide. Use the lowest wattage bulb appropriate for the task and turn off the light when it's not being used.

## Unacceptable / Discouraged

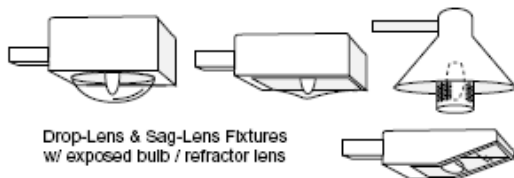
Fixtures that produce glare and light trespass



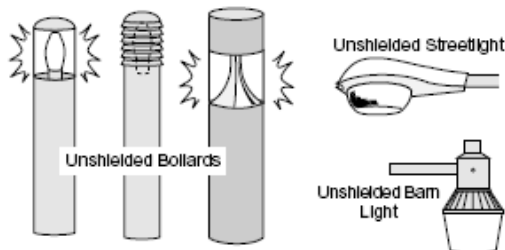
Unshielded Floodlights or Poorly-shielded Floodlights



Unshielded Wallpacks & Unshielded or Poorly-shielded Wall Mount Fixtures



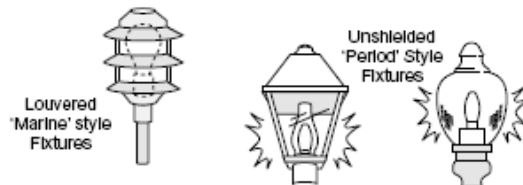
Drop-Lens & Sag-Lens Fixtures w/ exposed bulb / refractor lens



Unshielded Bollards

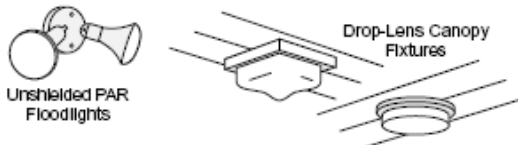
Unshielded Streetlight

Unshielded Barn Light



Louvered 'Marine' style Fixtures

Unshielded 'Period' Style Fixtures

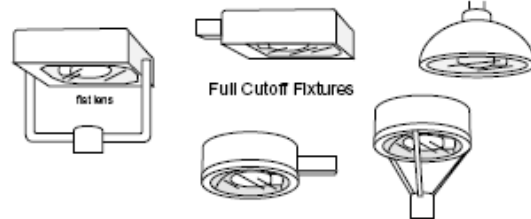


Unshielded PAR Floodlights

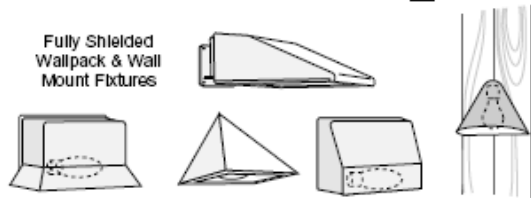
Drop-Lens Canopy Fixtures

## Acceptable

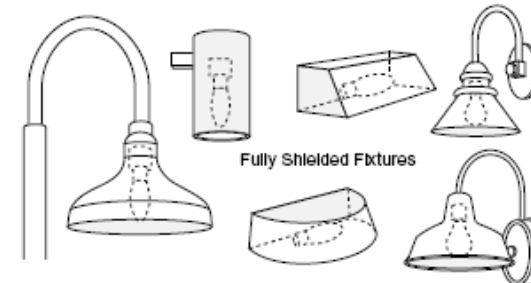
Fixtures that shield the light source to minimize glare and light trespass and to facilitate better vision at night



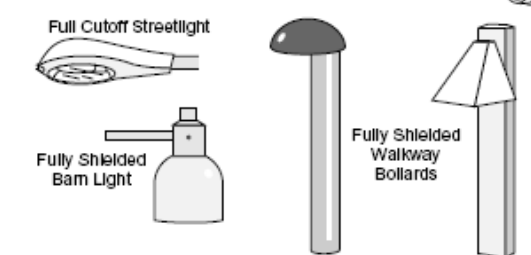
Full Cutoff Fixtures



Fully Shielded Wallpack & Wall Mount Fixtures



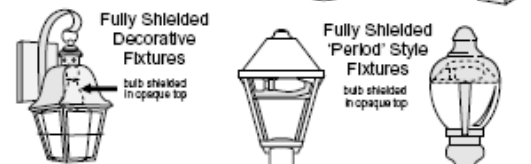
Fully Shielded Fixtures



Full Cutoff Streetlight

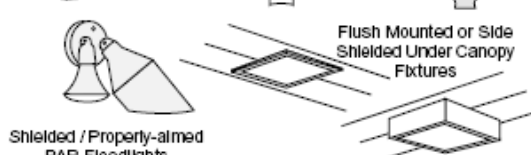
Fully Shielded Barn Light

Fully Shielded Walkway Bollards



Fully Shielded Decorative Fixtures

Fully Shielded 'Period' Style Fixtures



Shielded / Properly-aimed PAR Floodlights

Flush Mounted or Side Shielded Under Canopy Fixtures

Presented by Green Earth Lighting LLC

[www.GreenEarthLighting.com](http://www.GreenEarthLighting.com)

Illustrations by Bob Crelin used with permission. May be copied and freely distributed.